

**Report on the approval rate in the municipality of Rio das Antas-SC***Report on the approval rate in the municipality of Rio das Antas-SC*RODRIGUES JUNIOR, Eder Marcio¹

1. *Municipal Department of Education, Culture and Sports of Rio das Antas –SC. Email: eder.judo@hotmail.com*

Submitted on: 06/24/2022

Approved on: 06/24/2022

Published on: 06/25/2022 v.

2, no. 1, Jan-Jun. 2022

SUMMARY

School performance rates are information produced annually by the National Institute of Educational Studies and Research Anísio Teixeira (Inep), through data collected by the Basic Education School Census, and are essential for verifying and monitoring data from the school and the County. Therefore, the perception of teachers, together with the effective average rate of students approved in the academic year, is important to visualize an overview of education in the city of Rio das Antas, a municipality in the state of Santa Catarina. To check the perceptions about the approval rate in the city of Rio das Antas – SC by education professionals, a questionnaire was prepared with three questions, it was sent to this education group via Google Form so that teachers could answer the questions. Data from the National Institute of Educational Studies and Research Anísio Teixeira (INEP) were also analyzed. Regarding the individual perception of education professionals participating in the research (graph 2), 35.0% think that the approval rate in the municipality of Rio das Antas is NOT adequate with the knowledge acquired by students; 27.5% think that YES the approval rate is adequate with the knowledge acquired by students, 22.5% think that MAYBE the approval rate is adequate with the knowledge acquired by students and 15.5% of respondents did not know answer the question. We can conclude that most education professionals realize that students' approval rates do not always correspond to their acquired knowledge based on the data collected.

Key words:Approval Rate. Teachers. Education.**ABSTRACT**

School performance rates are information produced annually by the National Institute of Educational Studies and Research Anísio Teixeira (Inep), through the data collected by the Basic Education School Census and are fundamental for the verification and monitoring of school and municipal data. Thus, the perception of teachers along with the average effective rate of students approved in the school year is important to visualize an overview of education in the city of Rio das Antas, a municipality in the state of Santa Catarina. To verify the perceptions about the approval rate in the municipality of Rio das Antas - SC by education professionals, a questionnaire was prepared with three questions, the same went to this group of education via Google Form for teachers to answer the questions. Data from the National Institute of Educational Studies and Research Anísio Teixeira (INEP), On individual perception of education professionals participating in the research (graph 2), 35.0% also found that the approval rate in the municipality of Rio das Antas is NOT adequate with the knowledge acquired by students; 27.5% think they think that YES the approval rate is adequate with the knowledge acquired by the students, 22.5% think that MAYBE the approval rate is adequate with the knowledge acquired by the students and 15.5% of the interviewees did not know how to answer the question . We can conclude that

Most education professionals have a perception that the approval rate of students does not always correspond with their acquired knowledge and from the collected data.**Keywords:**Approval Rate. Teachers. Education.

198

1 INTRODUCTION

School performance rates are information produced annually by the National Institute of Educational Studies and Research Anísio Teixeira (Inep), through data collected by the Basic Education School Census, and are



fundamental for verifying and monitoring data from the school and the municipality. Furthermore, performance rates are variables incorporated into the calculation of the Basic Education Development Index (IDEB), an indicator of educational quality produced and published every two years by Inep, which brings together student performance information in the System's standardized tests. Basic Education Assessment (Saeb) with information on school performance (approval). (BRAZIL, 2021).

The aforementioned index is the Basic Education Development Index, created in 2007, by the National Institute of Educational Studies and Research Anísio Teixeira (Inep), formulated to measure the quality of national learning and establish goals for improving teaching. (BRAZIL, 2022)

IDEB works as a national indicator that allows the population to monitor the quality of Education through concrete data, with which society can mobilize in search of improvements. To this end, the IDEB is calculated based on two components: the school performance rate (pass rate) and the average performance in the exams administered by Inep. Pass rates are obtained from the School Census, carried out annually. (BRAZIL, 2022)

The performance averages used are those of Prova Brasil, for schools and municipalities, and the Basic Education Assessment System (Saeb), for states and the country, carried out every two years. The goals established by IDEB are different for each school and education network, with the sole objective of reaching 6 points by 2022, an average corresponding to the educational system in developed countries. (BRAZIL, 2022)

Therefore, the perception of teachers, together with the average effective rate of students approved in the academic year, is important to visualize an overview of education in the city of Rio das Antas, a municipality in the state of Santa Catarina.

22METHODS

An important role in school processes, including the approval or retention of students, is played by education professionals. Regarding this process in Rio das Antas SC, a questionnaire was prepared with three questions and sent to education professionals via Google Form so that teachers could answer the questions.

The research was carried out online, anonymously and by the free will of the participating individuals, with no negative or positive implications regarding participation in the research.

Data from the National Institute of Educational Studies and Research Anísio Teixeira (INEP) were also analyzed, which annually publishes student approval rates, always referring to the previous year based on the annual school census.

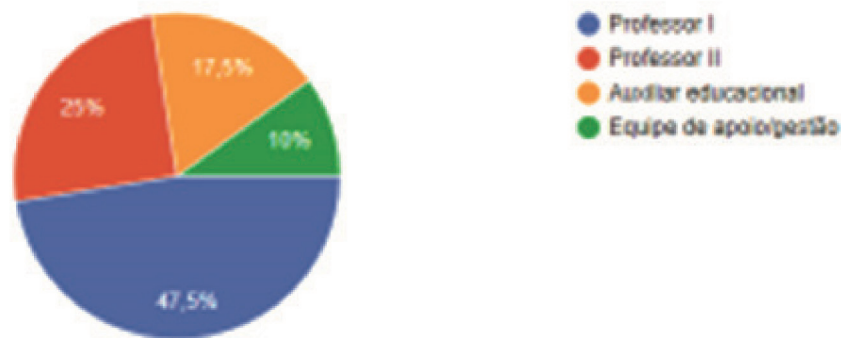
23RESULTS

In total there were 40 individuals who participated in the research, the entire group was formed by education professionals who work in the municipal education network, with 19 individuals (47.5%) occupying the position of Teacher I, 10 (25.0%) occupying the position of of the position Teacher II, 7 (17.5%) educational assistants and 4 (10.0%) individuals occupying support/school management positions as shown in graph 1.

GRAPH CO 1 – POSITIONS

Qual o seu cargo

40 respostas



Source: RODRIGUES, 2022

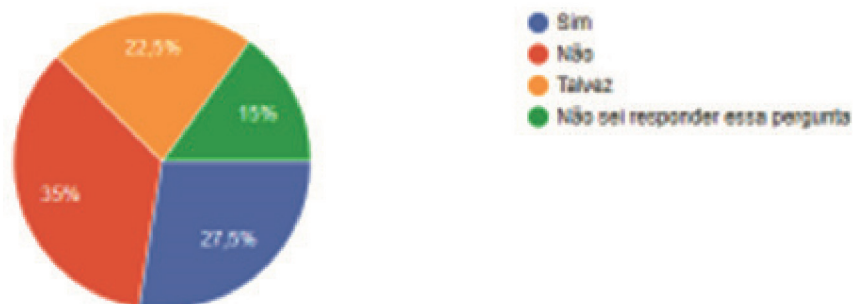
Regarding the individual perception of education professionals participating in the research (graph 2), 35.0% think that the approval rate in the municipality of Rio das Antas is NOT adequate with the knowledge acquired by students; 27.5% think that YES the approval rate is adequate with the knowledge acquired by students, 22.5% think that MAYBE the approval rate is adequate with the knowledge acquired by students and 15.5% of respondents did not know how to answer the question.

GRAPH CO 2 – PERCEPTION RATE/LEARNING

Você acha que a taxa de aprovação dos estudantes no município (percentual de estudantes que são aprovados para progredir de série) é adequada com os conhecimentos adquiridos por eles?



40 respostas



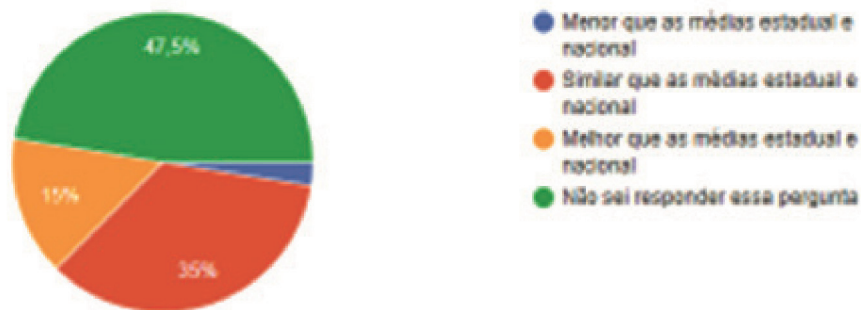
Source: RODRIGUES, 2022

The perception of the municipal approval rate in relation to the state and the country is shown in Graph 3, and shows that 47.5% of the participants were unable to answer whether "In your perception, students from Rio de Janeiro have an approval rate: Lower than the state and national averages / Similar to the state and national averages / Better than the averages state and national"; 35% of individuals believe that municipal averages are similar to state and national averages, 15% believe that municipal averages are better than state and national averages; 2.5% believe that municipal averages are lower than state and national averages.

GRAPH 3 – COMPARATIVE PERCEPTION

Na sua percepção, os estudantes rioantenses tem uma taxa de aprovação:

40 respostas



Source: RODRIGUES, 2022

According to data provided by Inep, the approval rate of students from the Municipal Education Network of Rio das Antas in the last year (2021) was 92.0%, more than one percentage point lower than the average of the previous year (2020) which was 93.1%.

In relation to the state of Santa Catarina, the difference was 03.8% as Santa Catarina obtained an approval rate of 95.8% in 2021. Both in the South region and throughout Brazil, the average was 96.8%, higher than the municipal and state averages in the city of Rio das Antas.

In the following tables we have the consolidation of the last three years of approval rate data, for the municipality of Rio das Antas SC, the state of Santa Catarina, the South region and the country of Brazil.

Table 1 – 2019 approval rate

					Total	Anos Iniciais	Anos Finais
2019	4214409	Rio das Antas	Total	Total	93,0	97,2	88,0
2019	4214409	Rio das Antas	Urbana	Total	93,0	97,2	88,0
2019		Brasil	Total	Total	92,8	95,1	89,9
2019		Sul	Total	Total	92,4	95,4	88,9
2019		Santa Catarina	Total	Total	93,1	96,5	89,1

Source: INEP

Table2 – 2020 approval rate

					Total	Anos Iniciais	Anos Finais
2020	4214409	Rio das Antas	Total	Total	93,1	97,0	88,2
2020	4214409	Rio das Antas	Urbana	Total	93,1	97,0	88,2
2020		Brasil	Total	Total	96,2	98,5	97,8
2020		Sul	Total	Total	96,2	99,1	97,2
2020		Santa Catarina	Total	Total	97,4	98,7	95,8

Source: INEP

Table 3 – Pass rate 20

				Total	Anos Iniciais	Anos Finais	
2021	4214409	Rio das Antas	Total	Total	92,8	95,2	87,8
2021	4214409	Rio das Antas	Urbano	Total	92,8	95,2	87,8
2021		Brasil	Total	Total	95,8	97,6	95,7
2021		Sul	Total	Total	96,8	97,8	95,7
2021		Santa Catarina	Total	Total	95,8	98,2	92,7

Source: INEP

24DISCUSSION AND CONCLUSION

With the data presented in graphs 1, 2 and 3, we can conclude that education professionals, for the most part, are aware that the students' approval rate does not always correspond with their acquired knowledge, and based on the data collected, it is assumed that students from Rio de Janeiro would be falling behind in their education, which should further reduce the approval rate.

In tables 1, 2 and 3 we can compare that the municipality of Rio das Antas fluctuated its approval rate upwards between 2019 and 2020, and in 2021 this variation was negative. We can also observe that in the year 2022 both the national (Brazil), regional (South) and municipal (Rio das Antas) averages showed drops in their percentage values. It can be theorized that the approval rates in their analyzed averages declined due to the negative impacts that occurred as a result of the Covid-19 pandemic that harmed educational processes in the years 2020 and 2021. However, it is necessary for there to be new studies so that they can be other reasons were detected that denote the cause of the decline in the pass rate, as well as the perception of education professionals that students do not absorb the content necessary to pass the academic year.

REFERENCES

- BRAZIL, MINISTRY OF EDUCATION (MEC). **SCHOOL INCOME RATE**. Brasília: MEC, 2022.
- BRAZIL, MINISTRY OF EDUCATION (MEC). **IDEB presentation**. Brasília: MEC, 2022. Available at <http://portal.mec.gov.br/conheca-o-IDEB#:~:text=O%20IDEB%20funciona%20como%20um,mobilizar%20em%20busca%20de%20improvements>.
- NATIONAL INSTITUTE OF EDUCATIONAL STUDIES AND RESEARCH ANÍSIO TEIXEIRA (INEP). **School Census, 2019**. Brasília: MEC, 2020.
- NATIONAL INSTITUTE OF EDUCATIONAL STUDIES AND RESEARCH ANÍSIO TEIXEIRA (INEP). **School Census, 2020**. Brasília: MEC, 2021.
- NATIONAL INSTITUTE OF EDUCATIONAL STUDIES AND RESEARCH ANÍSIO TEIXEIRA (INEP). **School Census, 2021**. Brasília: MEC, 2022.